



2CM PAVERS

August 2024

DISTINCTIVE, SOPHISTICATED, AND LIGHTWEIGHT BISON 2CM PAVERS

Bison 2CM Pavers are a beautiful surfacing option for rooftop environments. Available with a wood, stone, or concrete appearance, Bison 2CM Pavers create aesthetic appeal for rooftop decks, outdoor patios, or pool surrounds. The Bison 2CM Paver and Paver Support Systems provide weather resistance and protection as well as valuable outdoor spaces for buildings.

- **Tested for use with Bison Pedestal Systems.** 2CM Pavers are durable, reliable, and safe.
- **Beautiful Finishes.** Multiple color options and textures that are both fade and stain resistant.
- **Low Height Profile.** 0.79" thick (1.14" with Bison Paver Tray).
- **Quick and Easy to Install.** Recommended for use on Bison Pedestals from 1/8" to 36" in height. Must be used with Bison Paver Tray or Paver Backer when installed on Bison Pedestals.
- **Lightweight.** 9.45 psf (11.03 psf with Bison Paver Tray). Easy to lift and install.
- **Commercial Grade.** Long-lasting and easy to clean in high traffic areas. Meets ADA slip resistance requirements for level surfaces.

Photographer: Alain Jaramillo.

©2015-2024 United Construction Products, Inc. All Rights Reserved.
Covered by one or more patents or pending patents.

Bison 2CM Pavers & Paver Support

Wood-Look



AXI Brown Chestnut



AXI Grey Timber



AXI White Pine

Stone-Look



Seastone Gray



Block Bianco




Bluestone



Trust Silver



Trust Gold*



Brave Pearl*

Concrete-Look



Mark Chrome

Standard 2CM Pavers - Made in the U.S.A

Sizes Available		Brown Chestnut	AXI Grey Timber	AXI White Pine	Seastone Gray	Block Bianco	Bluestone	Trust Silver	Trust Gold	Brave Pearl	Mark Chrome
23.54" x 23.54" x 0.79" (598 x 598 x 20mm)	36.38 lbs (16.50 kg)	✓	✓	✓	✓	✓	✓	✓	✓*	✓*	✓
47.09" x 23.58" x 0.79" (1196 x 599 x 20mm)	72.76 lbs (33 kg)						✓*			✓*	✓*

*SPECIAL ORDER: Special Order 2CM Pavers are subject to availability & must be pre-paid at time of order.

Bison 2CM Pavers & Paver Support


Concrete-Look




Boost Balance Ash



Boost Balance Grey



Boost Balance Pearl




Boost Balance White

Boost Balance 2CM Pavers - Made in Italy

Sizes Available		Boost Balance Ash	Boost Balance Grey	Boost Balance Pearl	Boost Balance White
23.43" x 23.43" x 0.79" (595 x 595 x 20mm)	36.38 lbs (16.50 kg)	✓	✓	✓	✓

NOTE: Actual colors and shading of Bison 2CM Pavers may vary from images. Additional sizes and colors may be available upon request. Please contact your Bison Territory Manager for samples, quotes, and additional information.

Paver Support



Paver Tray

Model PT-TRAY-2424
23.43" x 23.43" x 0.35"
(595 x 595 x 9mm)
6.02 lbs (2.73 kg)



Paver Backer

Model PT-BACKER-2424
23.35" x 23.35" x 0.02"
(593 x 593 x 0.6mm)
3.05 lbs (1.38 kg)

Ideal for use with Bison Pedestals, the Bison Paver Tray or Backer offers a simple and lightweight paver backing to enhance impact resilience and provide additional support to 2CM Pavers for outdoor areas.



Bison 2CM Pavers & Paver Support

- **Standard 2CM Paver Dimensions:** 23.54" x 23.54" x 0.79" (598 x 598 x 20mm) and 47.09" x 23.58" x 0.79" (1196 x 599 x 20mm)
- **Boost Balance 2CM Paver Dimensions:** 23.43" x 23.43" x 0.79" (595 x 595 x 20mm)
- Square 2CM Paver Weight: 36.38 lbs (16.50 kg) / Weight psf: 9.45 psf (46.14 kg/m²)
Rectangular 2CM Paver Weight: 72.76 lbs (33 kg) / Weight psf: 9.45 psf (46.14 kg/m²)
- Recommended installation temperature of 40°F (5°C) and rising.
- Must be used with Bison Paver Tray (Model PT-TRAY-2424) or Paver Backer (Model PT-BACKER-2424) when installed on Bison Pedestals.
- Use of the Bison Fastening Spline (Model FS-12) strongly recommended when installing Bison 2CM Pavers with the Bison Paver Tray (Model PT-TRAY-2424).
- Recommended that you order an additional 5-10% of 2CM Paver material to have on hand for breakages and paver replacement.



Bison 2CM Pavers Testing

Bison 2CM Pavers meet or exceed the following standards:

	Technical Features	Test Method	Requirements for nominal size N		2CM Paver
			N ≥ 15 cm		
			(%)	(mm)	
Structural Characteristics	Water absorption	ASTM C373	Requirement ANSI A 137.1 Water absorption max ≤ 0.5%		≤ 0.1%
Bulk Mechanical Characteristics	Breaking strength	ASTM C648	0 ≥ S ≤ 22000 lbs		≥ 3000 lbs 24" x 24"
Surface Mechanical Characteristics	Mohs hardness/ Scratch resistance	EN 101 ⁽¹⁾	≥ 6 (UGL)		8 UGL
Thermal Characteristics	Thermal shock resistance	ISO 10545-9	Pass according to ISO 10545-1	Test method available	Resistant
Chemical Characteristics	Resistance to household chemicals and swimming pool safe	ISO 10545-13	Minimum Class B (U for unglazed tiles)		UA
	Resistance to low concentrations of acids and alkalis		Declared Class	Test method available	ULA
	Resistance to high concentrations of acid and alkalis		Declared Class	Test method available	UHA
	Resistance to staining	ISO 10545-14	Minimum Class 3		5
Safety Characteristics	Dynamic coefficient of friction (DCOF)	ANSI A137.1-2012	ANSI A.137.1 Requires a minimum value of 0.42 for commercial areas that are likely to be wet.		> 0.42 Wet
			2CM Paver Model Name		SRI
Solar Reflectance Index	Standard practice for calculating the Solar Reflectance Index of horizontal and low-sloped opaque surfaces	ASTM E1980	PT-24-BISON AXI BROWN CHESTNUT		SRI 30
			PT-24-BISON AXI GREY TIMBER		SRI 29
			PT-24-BISON AXI WHITE PINE		SRI 63
			PT-24-BISON SEASTONE GRAY		SRI 34
			PT-24-BISON BLOCK BIANCO		SRI 65
			PT-24-BISON BLUESTONE		SRI 34
			PT-24-BISON TRUST SILVER		SRI 41
			PT-24-BISON TRUST GOLD		SRI 50
			PT-24-BISON BRAVE PEARL		SRI 43
			PT-24-BISON MARK CHROME		SRI 47
			PT-24-BISON BOOST BAL WHITE		SRI 71
			PT-24-BISON BOOST BAL ASH		SRI 47
			PT-24-BISON BOOST BAL PEARL		SRI 52
PT-24-BISON BOOST BAL GREY		SRI 38			

Bison 2CM Care & Maintenance Recommendations

Cleaning:

All spills should be cleaned as quickly as possible following the cleaning procedure below:

1. Check manufacturer's safety data sheets (SDS) for recommended personal protective equipment (safety glasses, respirators, and gloves) as well as safe handling practices, and disposal considerations in accordance with applicable laws.
2. Sweep thoroughly and mop with a clean damp mop using a pH balanced mild household detergent such as diluted dish soap to gently remove dirt, debris, or light stains.
3. Pick an inconspicuous area to clean first, before cleaning the entire deck.
4. Use ZEP ALL-IN-1 Premium Pressure Wash concentration (following recommended dilution ratio) and then thoroughly rinse.

Deep Cleaning:

1. Check the roofing and drainage systems SDS to ensure chemical and environmental stability of materials.
2. Follow **Cleaning** steps 1-3 above.
3. Focus on small areas to avoid contact with underlying tray and adhesive, as they may be adversely affected by these cleaners.
4. Use the following cleaners for the corresponding stains:
 - Dirt, grease, grime, mold, mildew, and algae: 30 Seconds Outdoor Cleaner or Simple Green Concrete and Driveway Cleaner
 - Food, drink, dyes, oils, and organic stains: FILA CLEANALL
 - Rust or lime scale stains: FILA DETERDEK

Pressure Washing:

1. Set the pressure washer to a pressure of 1200 psi or less.
2. Test an inconspicuous area first.
3. Clean the entire deck to avoid lap marks.
4. Avoid direct pressure stream on bonding adhesive.
5. Rinse thoroughly with clean water to remove any concentrate or solutions and prevent chemical build up.
6. Remove any standing water with a squeegee to help prevent dirt or chemical deposits from drying on surface.

DO NOT USE

1. Abrasives: Cleaners, brushes with hard metal bristles, scouring pads, steel wool, or sandpaper.
2. Acidic or Alkaline Substances (high or low pH): Vinegar, cleaners with acids, alcohol, ammonia, or strong alkaline agents. Low pH cleaners can damage glazed surfaces of the pavers. High pH can discolor pavers and degrade adhesive bonds.
3. Strong Oxidizing Agents: Alcohol, calcium hypochlorite, methylene chloride, potassium permanganate, liquid chlorine, or others.
4. Commercial floor scrubbers or buffing machines.